



Hot Springs Police Department November 2022 Monthly Summary

Presented by:
Chief Chris Chapmond

Compiled: December 12, 2022

Michael Simmons, Crime Analyst/Database Administrator

Chief's Schedule



Chief's Recurring Meetings

Date	Event, Audience, or Subject Matter
1 st Monday of every Week @ 9:00 A.M.	COVID -19 Task force zoom
1 st Monday of every week @ 12:00 P.M.	Unity Coalition at Lake Pointe Church
3 rd Monday of every month @ 12:00 P.M.	Rotary
1 st and 3 rd Tuesday @7:00 P.M.	City Board Meeting
1, 2 nd , 3 rd and 4 th Wednesday TBA	Strategic Planning Committee meeting
1, 2 nd , 3 rd and 4 th Thursday	Pastor's Meeting
1, 2 nd , 3 rd and 4 th Friday @ 8:00 A.M.	Oaklawn Breakfast Meeting (Track Kitchen)
Tuesday	Governor's Task Force School Safety
Wednesday	Intelligence and Communication Committee
Thursday	Law Enforcement and Security Committee
4 th Thursday	Arkansas Association Chief's of Police Board Meeting

Chief's Schedule



Chief's Other Meetings

Date	Event, Audience, or Subject Matter
Nov 1	In service Training
Nov 1	Youth Leadership of Hot Springs
Nov 2	Re-Accreditation Visit
Nov 5	Immigration Arkansas Formal
Nov 7	Towing Meeting
Nov 8	Adult Leadership of Hot Springs
Nov 10	CRASE NPCC
Nov 11	Wal Mart on Albert Pike (Re Grand Opening)
Nov 11	Elks Club Veterans Dinner
Nov 14	CASA Board Meeting
Nov 15	DTF Board Meeting
Nov 15	Garland County DEC Meeting
Nov 16	Tea Party Presentation
Nov 16	Federal, State and Local Law Enforcement Quarterly Meeting
Nov 16	Leadership and Employability Academy
Nov 17	Chamber Meet the Candidates breakfast
Nov 17	Supervisor's Meeting
Nov 22	Legislative Meeting AR Sheriffs and Chief's Association
Nov 28	Special Olympics Fundraiser

Crime Trends Disclaimer

It is important to note that the next four pages regarding crime trends come from our Compstat Dashboard. As the term “trends” suggests, the dashboard provides a near-live look at how recently reported crimes are trending. With that in mind the numbers shown in these reports reflect the circumstances “as reported” by victims, reporting persons, and officers. Further investigation may reveal that other (or no) offenses actually occurred and the numbers may be adjusted accordingly. It is not uncommon for investigators to develop additional information in the future that ultimately results in the reclassification of some offenses shown in Compstat Dashboard in order to more accurately reflect the true crimes that occurred. For example, after much investigation ten rapes seen in February’s year-to-date report could eventually be only two legitimate offenses by the October year-to-date report, simply because thorough investigations later determined that eight of them were unfounded.











In summary, Compstat Dashboard does not take into consideration the “unfounded” nature of events, or cases where complainants stop cooperating with investigations. Since it only reflects the total number of offenses “as reported” by people, its data should not be viewed as the official (or final) tally of crimes reported by HSPD to the state.

Where the monthly data is concerned the dashboard merely provides a glimpse at recent crime “reports” in the police department’s Records Management System (in some instances, prior to a comprehensive investigation to determine whether the reported offense legitimately occurred).

Crime Trends

Major Offenses











This Calendar Month, 3-Year Comparison

Category	November 2020	November 2021	November 2022
 Arson	0	1	2
 Assault - Aggravated Only	6	3	6
 B&E	56	6	14
 Burglary	37	23	9
 Drug and Narcotic Offenses	24	30	51
 Homicide	1	0	0
 Larceny Theft	122	134	125
 Motor Vehicle Theft	27	13	13
 Rape	4	4	0
 Robbery	8	3	2
	285	217	222

Crime Trends

Major Offenses

YTD, 3-Year Comparison

Category	2020	2021	2022
 Arson	9	9	14
 Assault - Aggravated Only	97	76	63
 B&E	411	146	148
 Burglary	270	233	151
 Drug and Narcotic Offenses	603	612	531
 Homicide	15	7	5
 Larceny Theft	1549	1881	1647
 Motor Vehicle Theft	201	244	187
 Rape	39	27	32
 Robbery	47	41	32
	3,241	3,276	2,810





Crime Trends

Lesser Offenses of Special Interest

This Calendar Month, 3-Year Comparison

Category	November 2020	November 2021	November 2022
 Disorderly Conduct	10	3	12
 Drunkenness	15	24	22
 DUI Driving Under the Influence	11	10	19
 Weapons Offense	4	8	6
	40	45	59

YTD, 3-Year Comparison

Category	2020	2021	2022
 Disorderly Conduct	226	163	138
 Drunkenness	340	319	300
 DUI Driving Under the Influence	124	137	130
 Weapons Offense	71	111	81
	761	730	649

Crime Trends

Incidents of Special Interest

This Calendar Month, 3-Year Comparison

Category	November 2020	November 2021	November 2022
 Abatements	0	1	1
 Accident - Fatalities Only	0	0	0
 Accident - Hit & Run Only	61	72	58
 Accident - Personal Injury Only	33	31	27
 Accident - Police Involved Only	0	0	0
 Accident - Property Damage Only	169	200	211
 Property Crimes by Nature	401	320	279
 Shots Fired	70	55	56
 Violent Crimes by Nature	227	166	173
Totals:	961	845	805

Crime Trends

Incidents of Special Interest

YTD, 3-Year Comparison

Category	2020	2021	2022
 Abatements	8	16	9
 Accident - Fatalities Only	8	6	7
 Accident - Hit & Run Only	757	890	678
 Accident - Personal Injury Only	390	341	302
 Accident - Police Involved Only	8	6	7
 Accident - Property Damage Only	2311	2544	2306
 Property Crimes by Nature	4326	4181	3605
 Shots Fired	797	694	647
 Violent Crimes by Nature	2775	2575	2363
Totals:	11,380	11,253	9,924

Investigative Trends



Field Operations



& Special Operations

November 2022 Field Operations

SHIFT	Calls for Service	Reports	Warrants	Arrests			Summons			Accidents					Hours					
				Felony	Misd	DWI	Moving	Parking	Verbal	Prop Damage	Injury	PPF	Fatal	Total Accidents	Training	Court	Commitments	Prisoner Detail	Admin Detail	PTO/Sick
Nights		320	68	20	100	19	97	4	321	49	6	5	0	60	108	13	0	2	6	381
Days		440	86	13	111	2	78	1	232	37	9	4	0	50	151	3	0	0	2	648.5
Spec Ops		116	13	11	14	1	122	4	208	117	9	6	0	132	271	7	0	0	0	462
Total	4306	876	167	44	225	22	297	9	761	203	24	15	0	242	530	23	0	2	8	1491.5
Last Month	4968	878	184	64	195	9	390	18	702	190	27	16	1	234	746.5	22	0	0	19.5	1049

SOURCE: FIELD OPERATIONS COMMANDER'S MONTHLY



Investigative Trends



Support Operations (continued)

CRIMINAL INVESTIGATIONS	
Cases Assigned	201
Cases Closed	114
Search Warrants Served	10
Arrest Warrants Issued	14
Arrests	11

ABATEMENT ACTIVITIES	
Cases Opened	1
Cases Closed	1
Cases Filed	0
Properties Boarded	0
Properties Returned	1
Civil Summons Served	0
Arrests	0

SOURCE: CID MONTHLY



Investigative Trends



Support Operations

SPECIAL INVESTIGATIONS	
Cases Assigned	33
Cases Closed	9
Search Warrants Served	1
Arrest Warrants Issued	0
Arrests	15
DRUGS SEIZED (grams)	
Marijuana	270
Methamphetamine	93.1
Cocaine	8.8
Heroin	0
Rx	34.7
Guns	3
Cash	0
Fentanyl	0

SOURCE: SIU MONTHLY

DRUG TASK FORCE *	
Initiated (New) Investigations	19
Active Investigations	45
Firearms Seized	7
Arrests	25
DRUGS SEIZED (grams)	
Marijuana	228.30
Methamphetamine	87.00
Cocaine	2.78
Heroin	0
Rx	187.00

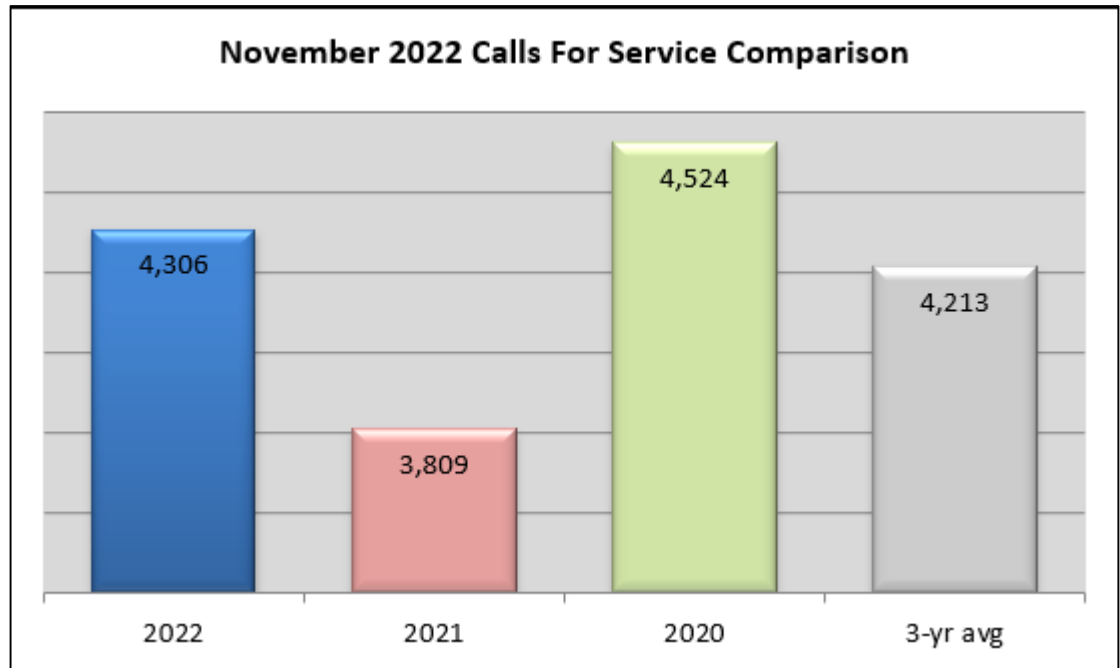
* DTF is a multi-jurisdictional drug task force

SOURCE: DTF MONTHLY



Operational Statistics & Comparisons

DISPATCH/911	
# of Emergency 911 Calls	3,474
SOURCE: COMMUNICATIONS SUPERVISOR'S MONTHLY	



SOURCE: SPILLMAN HUB – CAD STATISTICAL REPORTS (Report Name: Calls Table)

ANIMAL CONTROL ACTIVITIES	
Calls For Service	284
After Hours Call-Outs	15
Animals In	137
Animals Out	72
SOURCE: ANIMAL SERVICES SUPERVISOR'S MONTHLY	



Training Summary

In-House Training This Month (HSPD personnel only)					
Date	Training Event or Subject Matter	Audience	# Attending	Classroom Hrs.	Total Hrs.
Nov 8	SWAT	Sworn	16	10	160
Nov 22	SWAT	Sworn	16	10	160
Nov 2	K9	Sworn	4	4	16
Nov 9	K9	Sworn	4	4	16
Nov 16	K9	Sworn	4	4	16
Nov 23	K9	Sworn	4	4	16
Nov 30	K9	Sworn	4	4	16
Nov 28-30	New Hire Training	Sworn	3	24	72

Outside Training This Month (HSPD personnel training outside the department)					
Date	Training Event or Subject Matter	Audience	# Attending	Classroom Hrs.	Total Hrs.
Mar 16	ACIC Training	Civilian	28	8	224

Outside Training This Month (HSPD personnel training outside the department)					
Date	Training Event or Subject Matter	Audience	# Attending	Classroom Hrs.	Total Hrs.
Nov 28 - Dec 2	ALETA Basic	Sworn	4	40	160

Opioid Overdose Investigation Summary

Days	November						2022					
	OD Fatal	OD Non-Fatal	Contacts	Follow Up In-person	Follow Up Phone	Cleared by Arrest	Cleared (Other)	Referred to PR Specialist	School (Hours)	Church/Community (Hours)	Pro (Hours)	Other (Hours)
1												
2												
3			2	2	1		3					
4												
5												
6												
7												
8												
9												
10												
11												
12												
13												
14												
15		1	1	1	2			1				
16							1					
17												
18												
19												
20		2										
21							1					
22												
23												
24												
25		1			2							
26	1											
27												
28												
29	1			1								
30												
31												
Totals	2	4	3	4	5	0	5	1	0	0	0	0

Peer Recovery Specialist Activities Summary

Days	November					2022						
	Total Contacts	Individuals seeking info	Overdosed Victims	Victim Follow Up	Family Member Follow Up	Ed Classes	Narcan Training	General Follow Up	Recovery Support Services Referrals	Referred to Treatment	Other	Events
1	15											
2	12											
3	10								1	1		
4	15											
5												
6												
7	25											
8	12											
9	14								1	1		
10	7											
11	24											
12												
13												
14	12											
15	32		1	1								
16	10											
17	7											
18	20											
19												
20			2									
21	50						1					
22	12								1	1		
23												
24												
25												
26												
27												
28	10		1									
29	7		1									
30												
31												
Totals	294	0	5	1	0	0	1	0	3	3	0	0

SOURCE: PEER RECOVERY SPECIALIST'S MONTHLY

Community Action Team Highlights



COMMUNITY EVENTS

Date	Event Description	Hours
Nov 1	Leadership of Hot Springs Youth Class	2
Nov 3	Participated in the Oaklawn STEM Fall Festival	2
Nov 5	Spoke to the Uzuri Project Youth students	2
Nov 8	Adult Leadership of Hot Springs	2
Nov 11	Attended the Re-Grand Opening of Walmart Photo Op	1
Nov 12	Hot Springs Child Care Center Fall Festival	3
Nov 17	Spoke at Lakeside Primary Elementary	1
Nov 17	Neighborhood Watch meeting	1
Nov 18	Spoke to children at Cutter Morning School	1
Nov 18	Crise training at Harmony Park Family Clinic	2
Nov 21	Narcan training at Harbor House	2
Nov 29	Theft and Safety speech at 610 Central Ave.	.5
Nov 29	Attended the Special Olympics Fundraiser (Freddy's Burgers)	1



EVENTS



The U.S. Department of Transportation's National Highway Traffic Safety Administration teamed up with the Hot Springs Police Department to make sure everyone travelling Hot Springs roadways had a safe Thanksgiving.



SPECIAL RECOGNITION



HSPD congratulates our newest Officers. Sworn in on November 20th were (left to right), Off. Anthony Montano, Off. Juan Diaz and Off. Blake Forga. Welcome to the HSPD family.

